

## Finding and Requesting Books using WorldCat

### What is WorldCat? When do I use it?

WorldCat is an online catalog that contains the holdings of more than 8,000 libraries worldwide. Use WorldCat to place Interlibrary Loan requests for materials that are not available through IIT or I-Share.

### How do I search WorldCat?

From the Find It section on <http://library.iit.edu>, click on Books, and then click on the  WorldCat icon.

Once in WorldCat, enter the information about the item you are looking for. For example, if you know the title or ISBN of the book you want, type in the information in the empty box and move the drop-down menu on the right to “Title” or “ISBN”:



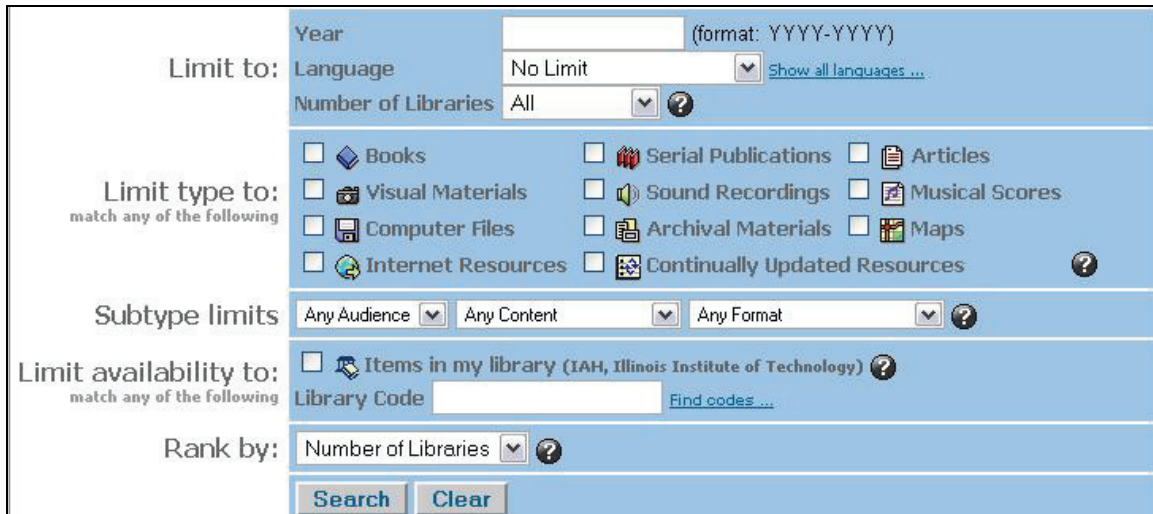
Search in database: WorldCat (Updated: 2006-12-12)  
OCLC catalog of books and other materials in libraries worldwide

Search for: Clumsy Title

and Keyword

and Keyword

WorldCat allows you to limit your results by many factors, such as by year, language or material type. Set your limits in the section below the search box:



Limit to: Year (format: YYYY-YYYY)  
Language No Limit Show all languages ...  
Number of Libraries All

Limit type to: match any of the following

- Books
- Visual Materials
- Computer Files
- Internet Resources
- Serial Publications
- Sound Recordings
- Archival Materials
- Continually Updated Resources
- Articles
- Musical Scores
- Maps

Subtype limits: Any Audience Any Content Any Format

Limit availability to: match any of the following

- Items in my library (IAH, Illinois Institute of Technology)
- Library Code Find codes ...

Rank by: Number of Libraries

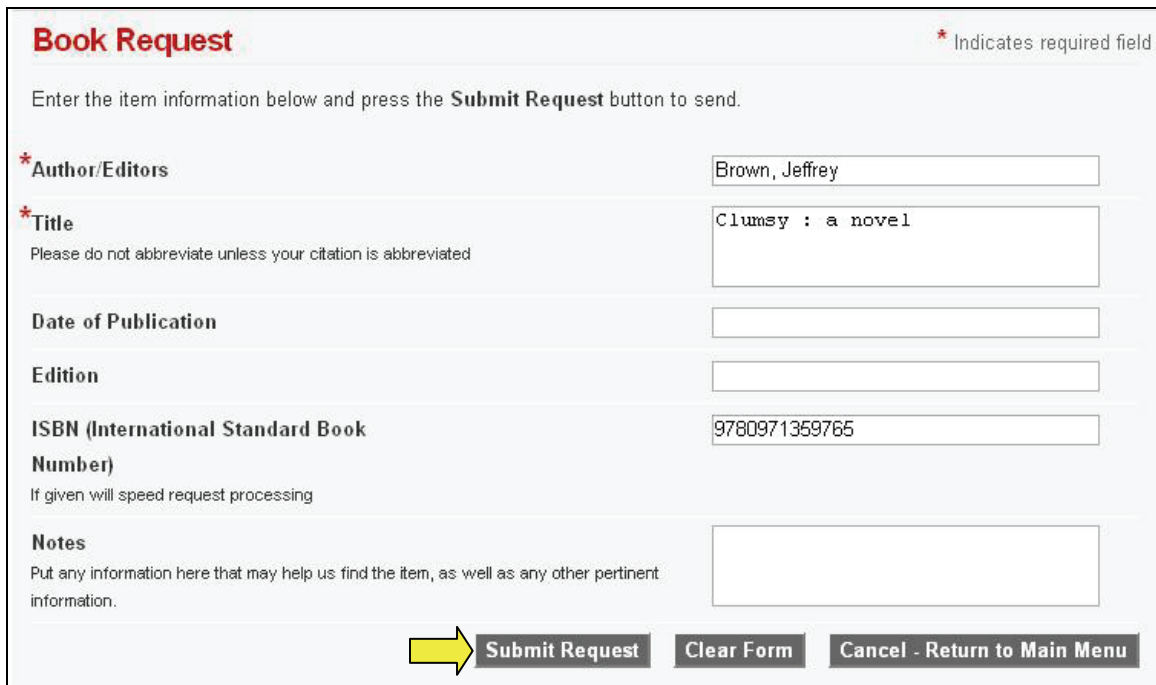
Search Clear

## How do I request an item from WorldCat?

Click on the title in the results screen that you wish to request. Next, click on the MyILL button under the “Get This Item” section.



A new window will open up asking for your MyILL login and password. If you haven't created your MyILL account yet, click on “Don't Have an Account? Click Here” and complete the form.



**Book Request** \* Indicates required field

Enter the item information below and press the **Submit Request** button to send.

\* **Author/Editors**


\* **Title**   
Please do not abbreviate unless your citation is abbreviated

**Date of Publication**

**Edition**

**ISBN (International Standard Book Number)**   
If given will speed request processing

**Notes**   
Put any information here that may help us find the item, as well as any other pertinent information.

 **Submit Request** **Clear Form** **Cancel - Return to Main Menu**

Once you have logged in, the Book Request form will be automatically completed with the information from WorldCat. Simply click Submit to submit your request.

## How do I view the status of my requests?

Use MyILL to view the status of all Interlibrary Loan requests. You can log in at <http://iit.illiad.oclc.org/illiad/logon.html>.

**Need more help?** Contact the Reference Desk in person or by phone at (312) 567-3616, or go to <http://library.iit.edu/ask> to IM, e-mail or make an appointment with a librarian.

